

SOUTH WAIRARAPA DISTRICT COUNCIL

20 SEPTEMBER 2017

AGENDA ITEM D2

INFRASTRUCTURE AND SERVICES REPORT

Purpose of report

To update councillors on the Infrastructure and Services Group activities.

Recommendations

Officers recommend that the Council:

1. *Receive the Infrastructure and Services Report.*

1. Group Manager highlights

In this report there are several appendices attached for the councillor's information. These are to highlight the information available and show the councillors some of the progress and pathways for some of the groups and committees worked with.

The Transport advisory group workshop on the second phase of the regional land transport plan was held with the land transport plan now submitted to NZTA for approval. This will be moderated as the process continues.

Along with this the Roads Asset Management Plans are under review and council has also completed its strategic Business case and Program Business Case for the continued funding. Attention to the continued funding of the Cape Palliser Road is critical in this.

Because of GW's concerns regarding the altered flood levels at the Waihenga Bridge and Jenkins Dip due to aggradation of the river bed and surrounding flood plain, a review the Waihenga Bridge Protocols regarding the closure of SH53 was held. The main point of discussion were.

- The levels at which overflow is discharged into Jenkins Dip;
- Any restrictions on the Jenkins Dip Bridge;
- The levels at which SH53 is to be closed and reopened;
- Protocols around closing and reopening SH53.
- Communications

The proposed Advisory Group for the “Wairarapa Combined Regional Trails” The Regional Trails Framework seeks to enhance and improve the regional network for the benefit of local users as well as recognising the potential economic benefits from a tourism perspective and in helping attract skilled workers into the region. Also the Wairarapa Road Safety Council met and discussed the various road safety initiatives and issues. Cycling was one of those issues raised and in combination with the dissuasion at the Martinborough Community Board and with Mark Owen from NZTA, cycling in the future will be an area to be reviewed. The reports are attached.

The NZ Transport Agency is planning to upgrade all State Highway lighting in the Greater Wellington region to LEDs and the 3 Wairarapa councils are doing the same. As discussed with the MCB lighting options will need to be reviewed outside the standard fittings should there be changed needed. This is a major project and will require coordination across several areas but a great saving for the area and an example of the efficiencies of working regionally.

The new Professional Services contract for Roding is being let and will be evaluated in the next week and the waste contract is still under evaluation. The Greytown irrigation project has been let and work on the development of the irrigation plans for the site is underway.

The new engineering officer has been appointed and will start in 3 weeks and with the workload in annual reporting and compliance as well as implementation of projects he is anticipated to be busy from the onset.

2. Water supply

SERVICE LEVEL – Council provides reliable and safe drinking water supplies. Water provided is safe to drink and there is adequate water for urban firefighting.

2.1 Key Performance Indicators

WATER SUPPLY KEY PERFORMANCE INDICATORS	TARGET 2017/18	COMPLAINTS		INCIDENTS	
		JULY	YTD	JULY	YTD
The average consumption of drinking water per day per resident within the territorial authority	<400 Lt		605		
Compliance with resource consent conditions/water permit conditions to “mainly complying” or better	95%		100%		
Water supply systems comply with Ministry of Health Bacteriological Drinking Water Standards guidelines 2000*	95%		98%		
Water supply systems comply with Ministry of Health Protozoa Drinking Water Standards guidelines 2000	95%		98%		
The total number of complaints received by the local authority about drinking water taste per 1000 connections	<15	0	0	0	0
The total number of complaints received by the local authority about drinking water odour per 1000 connections	<15	0	0	0	0
The total number of complaints received by the local authority about drinking water pressure of flow per 1000 connections	<15	0.76 per1000 (3 complaint)	0.76 per1000 (3 complaint)	0	3

WATER SUPPLY KEY PERFORMANCE INDICATORS	TARGET 2017/18	COMPLAINTS		INCIDENTS	
The total number of complaints received by the local authority about continuity of supply per 1000 connections	<15	0	0	0	0
The total number of complaints received by the local authority about drinking water clarity per 1000 connections	<15	0.51 per1000 (2 complaint)	0.51 per1000 (2 complaint)	0	2
Ratepayers and residents satisfied with level of service for water	77%			NRB Survey:	59%
Attendance for urgent call-outs: from the time that the local authority receives notification to the time that service personnel reach the site	< 1 Hr	(5/6) 83%	-	6	6
Resolution of urgent call-outs: from the time that the local authority receives notification to the time that service personnel confirm resolution of the fault or interruption	< 8 Hrs	(5/6) 83%	-	6	6
Attendance for non-urgent call-outs: from the time that the local authority receives notification to the time that service personnel reach the site	< 2 working days	(14/18) (78%)	-	18	18
Resolution of non-urgent call-outs: from the time that the local authority receives notification to the time that service personnel confirm	< 5 working days	(15/18) 83%	-	18	18
Fire hydrants tested annually that meet NZ Fire Service Code of Practice	20%		20%		
The % of real water loss from the local authority's networked reticulation system identified by establishing and measuring night flow	<20%		38.5%		

2.2 Water supply capital improvements

2.2.1 Featherston water supply

Stage 2, the treatment improvement works and commissioning have been completed. To date the plant has been operating reliably, supplying Featherston. Ministry of Health (MoH) officers have visited the site to observe the operation and completion of the project. The balance of the subsidy available will be claimed. Total project costs are confirmed at \$1,555,283 compared with the 2013 project estimate of \$1,064,720. Unanticipated consultancy costs and time related escalation were the main contributors to this cost overrun. The subsidy approved for this project was \$666,700 of which \$228,000 remains to be collected.

2.2.2 Water reticulation renewal

Preparatory work for Stage 3 of the renewal contract from the railway line to the plant is now underway.

2.3 Water treatment plants

The Waiohine and Martinborough plants operated routinely over the period with some replacement of monitoring equipment.

The extended Waiohine water treatment plant has now been commissioned and is in service for Featherston communities. Greytown was supplied from Greytown Bore while a contractor stabilised Bore 1 at Woodside which had deteriorated since construction.

2.4 Water reticulation

There were 11 reticulation repairs reported and rectified during the period.

2.5 Water races

Routine monthly inspections and blockage clearing of the water race network has been performed by City Care Ltd (CCL) to maintain satisfactory flows. There were 2 accounts for blockage clearing or no water flow for the Moroa network. None were reported for the Longwood network over the period.

3. Waste water

SERVICE LEVEL – Council provides waste water services that effectively collect and dispose of waste water. Waste water does not create any smells, spill or health issues and causes minimal impact on the natural environment.

3.1 Key Performance Indicators

WASTE WATER KEY PERFORMANCE INDICATORS	TARGET 2017/18	COMPLAINTS		INCIDENTS	
		JULY	YTD	JULY	YTD
Number of blockages per 1000 connections	<10	6	1.46 per 1000 (6 complaint)	6	6
Ratepayers and residents satisfaction with waste water services	70%			NRB survey:	49%
Number of dry weather sewerage overflows per 1000 connections	<10	-	0.97	0.97 per 1000 connections (4 overflow)	0.97 per 1000 connections (4 overflow)
Attendance time: from notification to arrival on site	< 1 Hr	6/9 (67%)	6/9 (67%)	9	9
Resolution time: from notification to resolution of fault	< 4 Hrs	7/9 (78%)	7/9 (78%)	9	9
% of resource consent conditions complied with to mainly complying or better*	90%		98%		
No. of abatement notices	<2				0
No. of infringement notices	0				0
No. of enforcement notices	0				0
No. of convictions	0				0
No. of complaints per 1000 connections received about sewage odour	< 15	0	0	0	0
No. of complaints per 1000 connections received about sewage systems faults	< 15	0.73per 1000 (3 complaint)	0.73per 1000 (3 complaint)	3	3
No. of complaints per 1000 connections received about sewage system blockages	< 15	1.46per 1000 (6 complaint)	1.46per 1000 (6 complaint)	6	6
No. of complaints per 1000 connections received about the response to issues with sewage	< 15	0	0	0	0
Proportion of urgent waste water service requests responded to within 6 hours of notification	95%	7/9 78%	-	7/9 (78%)	7/9 (79%)

3.2 Waste water treatment plants

3.2.1. Capital and consents

Featherston waste water consent application

The consent application was lodged on 28 February 2017. Greater Wellington Regional Council (GWRC) has responded on the 19 April with an s92 request for information, which the council replied to at the start of June.

Further clarification around a range of matters has been sought with additional field data (in stream) now being collected to consolidate Councils application case. It is not known when the application will be publicly notified. There has been discussions with GWRC Council officers with further discussions expected in the near future to determine the way forward to public notification.

Staged improvements at Martinborough and Greytown WWTPs

Improvement works at the Martinborough site continue with completion of the earthworks phase and the plant building construction to commence in the near future. The procurement of the Stage 1B improvements for the Greytown WWTP has reached a conclusive stage with the successful provider being WaterForce Ltd. Initial estimated cost to be around \$2.5M. Matters around programming, contractual, design and cost finalisation are under discussion with site establishment expected in the near future when ground conditions are more favourable. The sludge bioremediation programme is now underway.

3.2.2. Operational

Featherston, Greytown, and Lake Ferry plants operated routinely during the period with no reported issues.

Martinborough had an equipment failure during the heavy rain event on 14 July. The consent was breached due to the high level in the ponds exceeding capacity causing an overflow without UV disinfection. Normal operation would need an operator to remove a mechanical plug, however this failed, so the overflow occurred without operator intervention. Greater Wellington Regional Council (GWRC) were notified and an improved system is being developed.

3.2.3. Wastewater reticulation

There were 4 pipeline blockages reported during the period.

4. Storm water drainage

SERVICE LEVEL – Stormwater drains are well operated and maintained by the Council.

4.1 Key Performance Indicators

STORM WATER DRAINAGE KEY PERFORMANCE INDICATORS	TARGET 2017/18	COMPLAINTS		INCIDENTS	
		MONTH	YTD	MONTH	YTD
% of ratepayers and residents satisfied with stormwater drains	55%			NRB survey:	57%
% of urgent (any blockage causing extensive flooding of buildings or other serious flooding) requests for service responded to within 5 hours	95%	0	0	0	0
No. of flooding events	0	0	0	0	0
No. of habitable floors affected per flooding event per 1000 properties connected	0	0	0	0	0
No. of abatements notices	0				
No. of infringement notices	0				
No. of enforcement notices	0				

STORM WATER DRAINAGE KEY PERFORMANCE INDICATORS	TARGET 2017/18	COMPLAINTS		INCIDENTS	
No. of convictions	0				
Median Response time to flooding events (Notification to personnel reaching site in hrs)	3	-	-	0	0
No. of complaints about stormwater per 1000 properties connected	0	0	0	0	0

5. Solid waste management

SERVICE LEVEL – Recycling stations are accessible and maintained. Refuse and recycling collection services are provided and waste minimisation actively promoted.

5.1 Key Performance Indicators

SOLID WASTE MANAGEMENT KEY PERFORMANCE INDICATORS	TARGET 2017/18	COMPLAINTS		INCIDENTS	
		MONTH	YTD	MONTH	YTD
Number of communities with recycling centres	6		6		
Volume of waste disposed out of district	Decreasing by 2.5%	Increase of 11% compared to May 2016	Current average month increased 26% on 2014	-	-
% of ratepayers and residents satisfied with the level of service	85%			NRB survey:	66%

5.2 Waste management

Routine services have been delivered successfully over the period. The recycling centres operated satisfactorily.

5.3 Kerbside and associated services (Combined Contract MDC, CDC and SWDC 2017-2022)

Tenders for the combined waste services contract closed on 29 March 2017 and further information may be available at the meeting.

6. Land transport

SERVICE LEVEL – Roads are maintained to ensure they are safe and comfortable to travel on. Footpaths can be safely used to get around town.

6.1 Key Performance Indicators

LAND TRANSPORT KEY PERFORMANCE INDICATORS	TARGET 2017/18	COMPLAINTS		INCIDENTS	
		JULY	YTD	JULY	YTD
Using the RAMM measurement system, average smooth travel exposure on urban roads to be 85% and rural roads 95% with maximum variation of 5%	95%				
Ratepayers and residents fairly/very satisfied with the roads	80%			NRB Survey:	73%
5% of sealed roads are resealed each year subject to availability of NZTA subsidy	100%				
The pavement condition index as measured by the NZTA pavement integrity index	95%				
The number of crashes causing injuries is reduced	Group and control average				

LAND TRANSPORT KEY PERFORMANCE INDICATORS	TARGET 2017/18	COMPLAINTS		INCIDENTS	
The number of fatalities and serious injury crashes on the local road network	<7				
Ratepayers and residents are satisfied with footpaths in the district	70%			NRB Survey:	63%
Availability of footpaths on at least one side of the road down the whole street	88%				
Footpath Condition rating 95% compliant with SWDC AMP Standard	95%				
The % of customer service requests relating to roads and footpaths responded to within 48 hours	95%	38/50 (76%)	38/50 (76%)	50	50
Meet annual plan footpath targets	Yes				

6.2 Roading maintenance – Fulton Hogan

Works for August consisted of mainly clean up and resilience works following the 13 July rain event. The Cape Palliser area experienced further heavy rains causing slips and culvert blockages.

Slips and culvert works have been carried out in the White Rock and Tora areas, these areas have now been fully reinstated.

Chemical control of noxious plants has been carried out on various roads along with spraying around signs, bridge ends and guardrails.

High cutting of encroaching vegetation has been completed along Western Lake, Haurangi and Longbush Roads.

Road settlement has continued to occur on White Rock Road (Ushers Hill) and Te Awaiti Road (Gluepot).

Fulton Hogan have had issues regarding the control of unsealed road potholes and have committed to ongoing monitoring and reduction of ratepayer feedback.

Preseal repairs have commenced on this year's reseal sites with completion of repairs expected by end of October 2017.

6.3 Other activity

Whittaker Contracting are progressing on the bridge maintenance contract with works carried out on a number of bridges on Western Lake Road.

Investigation and design is being carried out on this year's sealed road rehabilitation sites. It is expected that tenders will be advertised before end of September.

7. Amenities

The Amenities team is responsible for the management of council's parks, reserves and other amenities. The team looks after 12 parks, 31 reserves, 41 buildings, five sports facilities, four cemeteries, seven public toilets and 22 other properties. The Amenities Manager is the contract manager for the City Care parks and reserves contract, and also for the management of the libraries.

SERVICE LEVEL – Parks and reserves enhance the quality of life in our communities. Our playgrounds are safe and enjoyed by the community. Clean safe public swimming pools can be accessed in the District. Provision of some low cost housing for the elderly (or in line with Council policy) in each town. Well maintained hall facilities that are available for the public to book. Public toilets are convenient, clean and safe. There is a wide range of library stock including up to date material.

7.1 Key Performance Indicators

AMENITIES KEY PERFORMANCE INDICATORS	TARGET 2017/18	COMPLAINTS		INCIDENTS	
		MONTH	YTD	MONTH	YTD
Users satisfied with parks and reserves	90%			NRB Survey:	94%
Ratepayers and residents are satisfied with Council playgrounds	80%			NRB Survey:	82%
Council playground equipment that meets national standards	100%				
Council pools comply with NZ swimming pool water testing standards	100%				
Ratepayers and residents satisfaction with Council swimming pools	67%				
Occupancy of pensioner housing	94%			Actual:	99.8%
Ratepayers and residents satisfied with town halls	76%			NRB Survey:	74%
Cycle strategy	Developed				
Ratepayers and residents satisfied with public toilet facilities	90%			NRB Survey:	85%
Taking programmes out into the community and providing a wide variety of programmes in the library	>3 per library				
% of ratepayers and residents satisfied with libraries	90%			NRB Survey:	91%

7.2 Parks and Reserves

The parks and reserves are getting a pre-summer spruce-up ahead of the anticipated spring growth – once that hits, the team will be too busy mowing to do much else. There are still some things which can't be done because the ground is so saturated with water – for example we can top-up graves but can't sow new grass seed just yet.

7.2.1. Featherston

Planning is underway for the removal of the hedge on Underhill Road beside the Card Reserve artificial surface. This was approved by council in the 2017/18 Annual Plan. The Card Reserve Artificial Surface Trust are planning to replace the turf in October, so the intention is to get the trees out of the way first.

7.2.2. Greytown

The Titoki trees at the Greytown dog park have now been replaced with new plants after the original trees died.

7.2.3. Martinborough

Considine and Centennial parks have had a good tidy up, with all the garden beds re-mulched.

7.3 Playgrounds

The annual playground inspections and audits have been booked to take place within the next month.

7.4 Community housing

The Cicely Martin flats in Martinborough are scheduled for their six-monthly flat inspections on Wednesday, 20 September 2017. The Burling and Matthews flats in Featherston are due for inspection in early October.

7.5 Cemeteries

The services sections at the cemeteries have been inspected by RSA representatives and some remedial works have been identified. Work like the water-blasting of concrete beams, concrete repair and grave topping-up will be done by council contractors, but volunteers will be sought for the work of removing moss and lichen from headstones and plaques. Work has already started at Martinborough cemetery, and Greytown and Featherston will be scheduled shortly.

7.5.1. Purchases of burial plots/niches 27 July to 6 September 2017

	Greytown	Featherston	Martinborough
Niche		1	
In-ground ashes Beam		1	
Burial plot		3	1
Total			

7.4.2 Ashes interments/burials 27 July to 6 September 2017

	Greytown	Featherston	Martinborough
Burial			1
Ashes in-ground	1	1	
Ashes wall			
Total			

7.6 Pools

Pre-season work is being scheduled for the pools, and the season dates have now been set. The pools will open on Saturday 2 December 2017 and the season will end on Sunday 18 March 2018. We are hoping for better weather this summer than last, so that people can take advantage of free swimming.

7.7 Property

7.7.1. Martinborough

Martinborough Museum has had its Heritage Trail Building sign updated and replaced. The old sign had faded into illegibility, and the opportunity was taken to correct the text when the sign was updated. The actual Heritage Trail signs are no longer being made, so the new text was put on the reverse of the old sign, and what was left of the old text is now on the back – possibly creating an interesting puzzle for local historians if the sign is ever removed from the building in future.



7.8 Events

7.8.1. Featherston

Completed events:

Mini Fell Train Carnival held Saturday, 2 September 2017 – ANZAC hall complex and Clifford Square, Featherston



Future events:

Modern Maori Quartet being held Thursday, 28 September 2017 – ANZAC hall, Featherston



NZ Trio: Exotica and Tapas (part of Kokomai Creative Festival) being held Saturday, 14 October 2017 – ANZAC hall, Featherston



The Wine Project & Tell Me My Name (part of Kokomai Creative Festival) being held Saturday, 21 October 2017 – ANZAC hall, Featherston



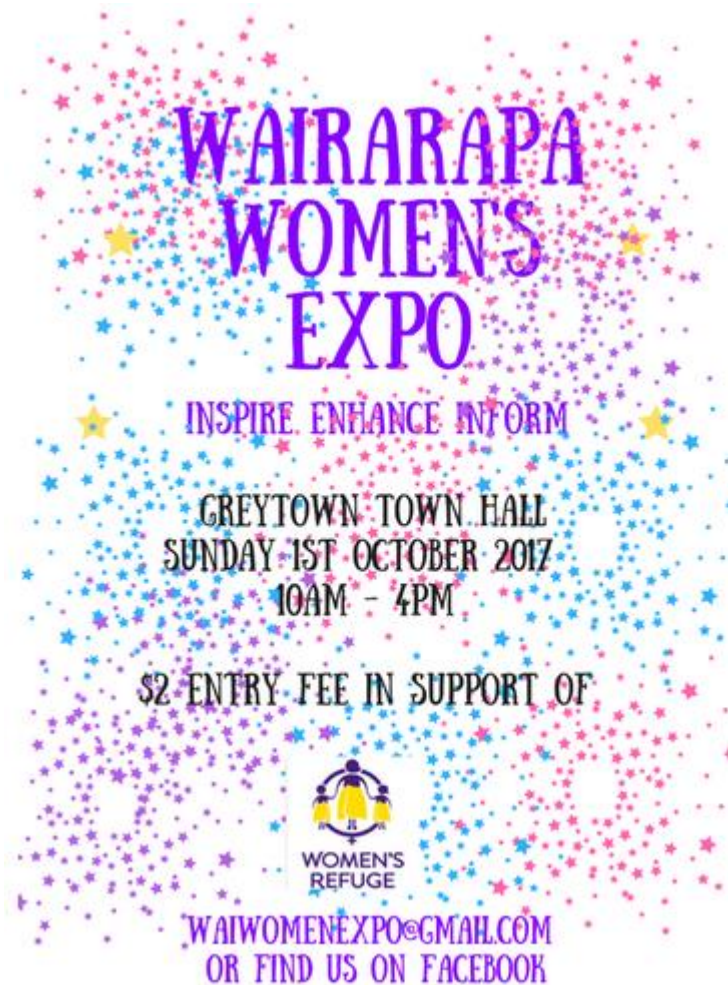
Featherston Christmas Parade being held Saturday, 9 December 2017 – Revans, Fitzherbert & Lyon Streets, Featherston

7.8.2. Greytown


Completed events: Nil

Future events:

Wairarapa Women's Expo being held Sunday, 1 October 2017 – Greytown Town Centre, Greytown



The Greytown Country Market being held every third Sunday of the month starting from Sunday, 15 October 2017 through to Sunday, 18 March 2018 – Stella Bull Park, Greytown



7.8.3. Martinborough

Completed events: Nil

Future events:

Toast Martinborough being held Sunday 19 November 2017



Cruise Martinborough being held between 25-28 January 2018, Saturday, 27 January 2018 – Street Show & Shine around the Martinborough Square



Rotary Martinborough Fair being held on Saturday, 3 February and 3 March 2018

7.9 Libraries

Winter warmers reading programme was successfully run at all the libraries over the July school holidays.

Featherston and Greytown libraries will be hosting advance voting places ahead of the national election later this month. From Monday 11 September to Friday 22 September, electorate staff will be on site to provide information and advice, and of course, to take advance votes. Neither of the libraries will be polling places on election day.

Greytown Library has a short-term intern from the Wairarapa Stars Trust. Robert is working three hours a week, and is enjoying the all-important task of shelving the picture books. They also have a student, Anna, doing her community contribution for Duke of Edinburgh at the library. Staff are taking registrations for the Maths is Fun school holiday programme, which will run from Monday 2 October to Thursday 5 October.



Martinborough library has been running a very competitive after-school chess club, and visitors have enjoyed the latest display theme: hats. They also have a mother who teaches the young Thai children English in the library most afternoons so the library is providing a community space to fill a need. A separate Young Adult area has been created in the library away from the Children's area and around the computers – it is hoped that this will encourage youth to borrow. It is of concern that the opening hours of the library don't allow easy access for youth when the secondary schools are far away and sport is held on Saturday morning. The library was involved in setting up Boomerang Bags in Martinborough and will be contributing to setting them up in Greytown.

The Friends of Martinborough Library has so far raised just over \$3,000 towards specialised furniture and equipment for the children's area in the new library in the Waihinga Centre.

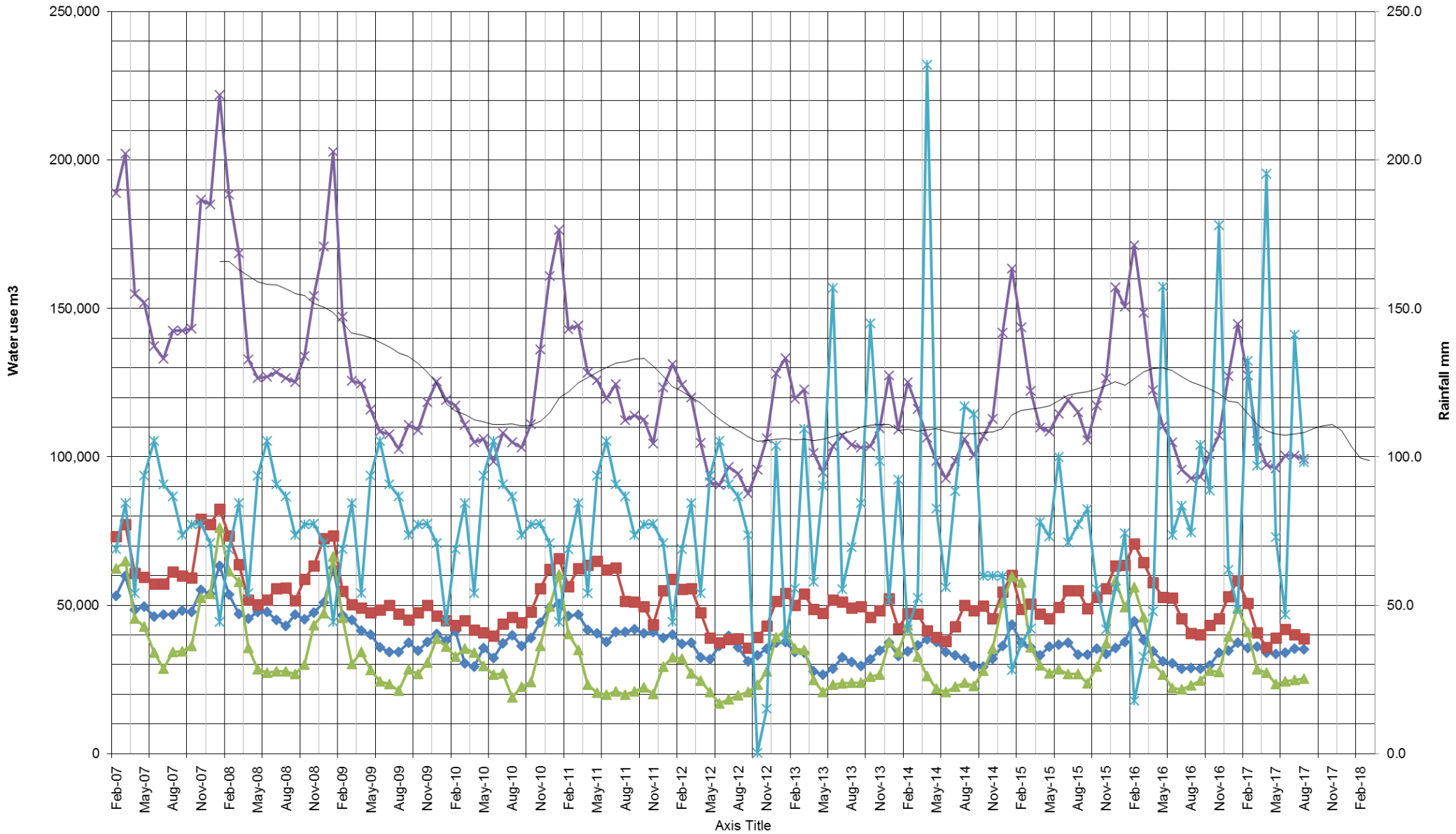
8. Appendices

- Appendix 1 Monthly water usage
- Appendix 2 Waste exported to Bonny Glen
- Appendix 3 Library statistics
- Appendix 4 Wairarapa road safety council (WRSC) activities 2016/2017
- Appendix 5 CEG sub-committee draft minutes July 2017
- Appendix 6 Students against dangerous driving (SADD) June 2017

Contact Officer: Mark Allingham, Group Manager Infrastructure and Services

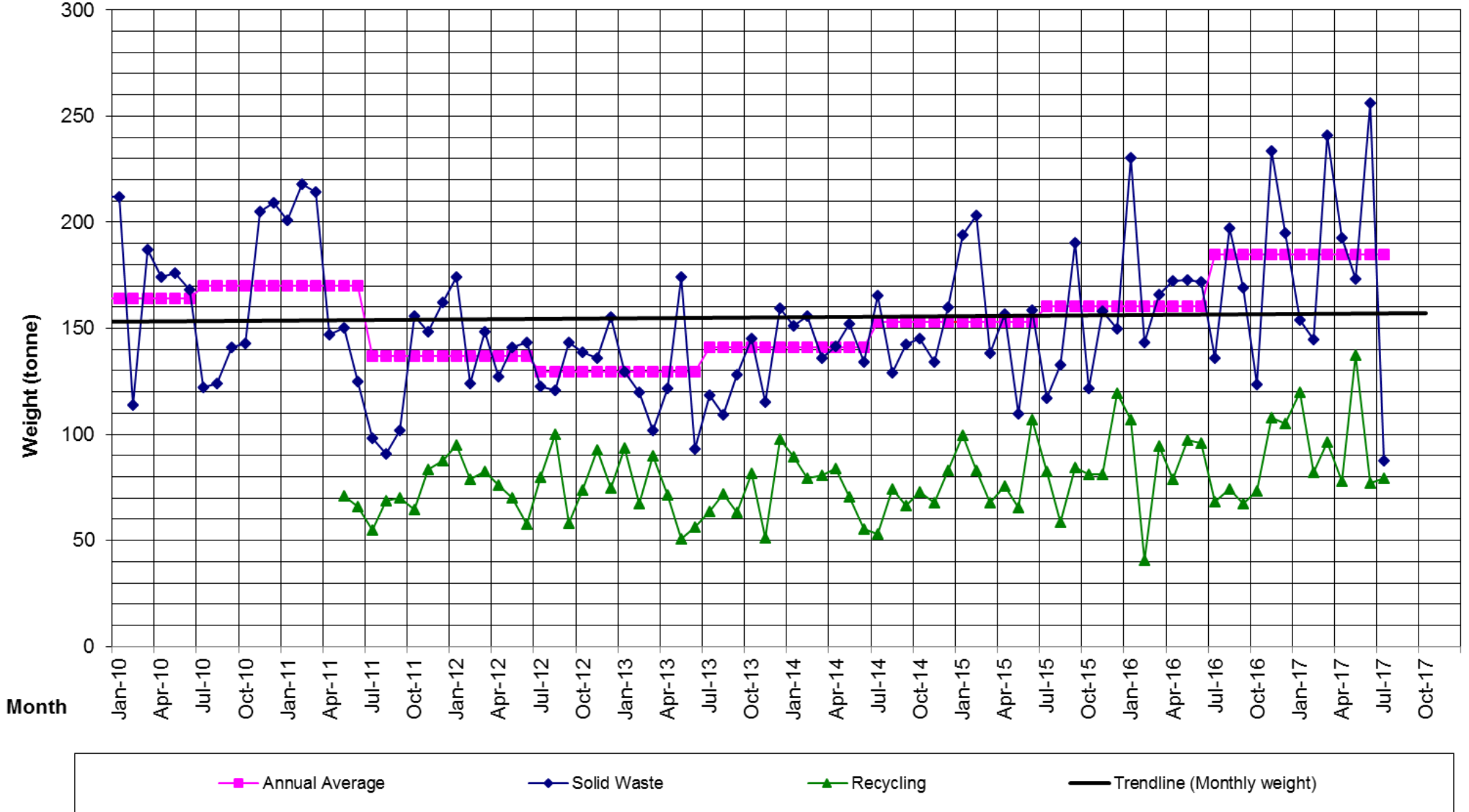
Appendix 1 - Monthly water usage

Water use South Wairarapa District Council



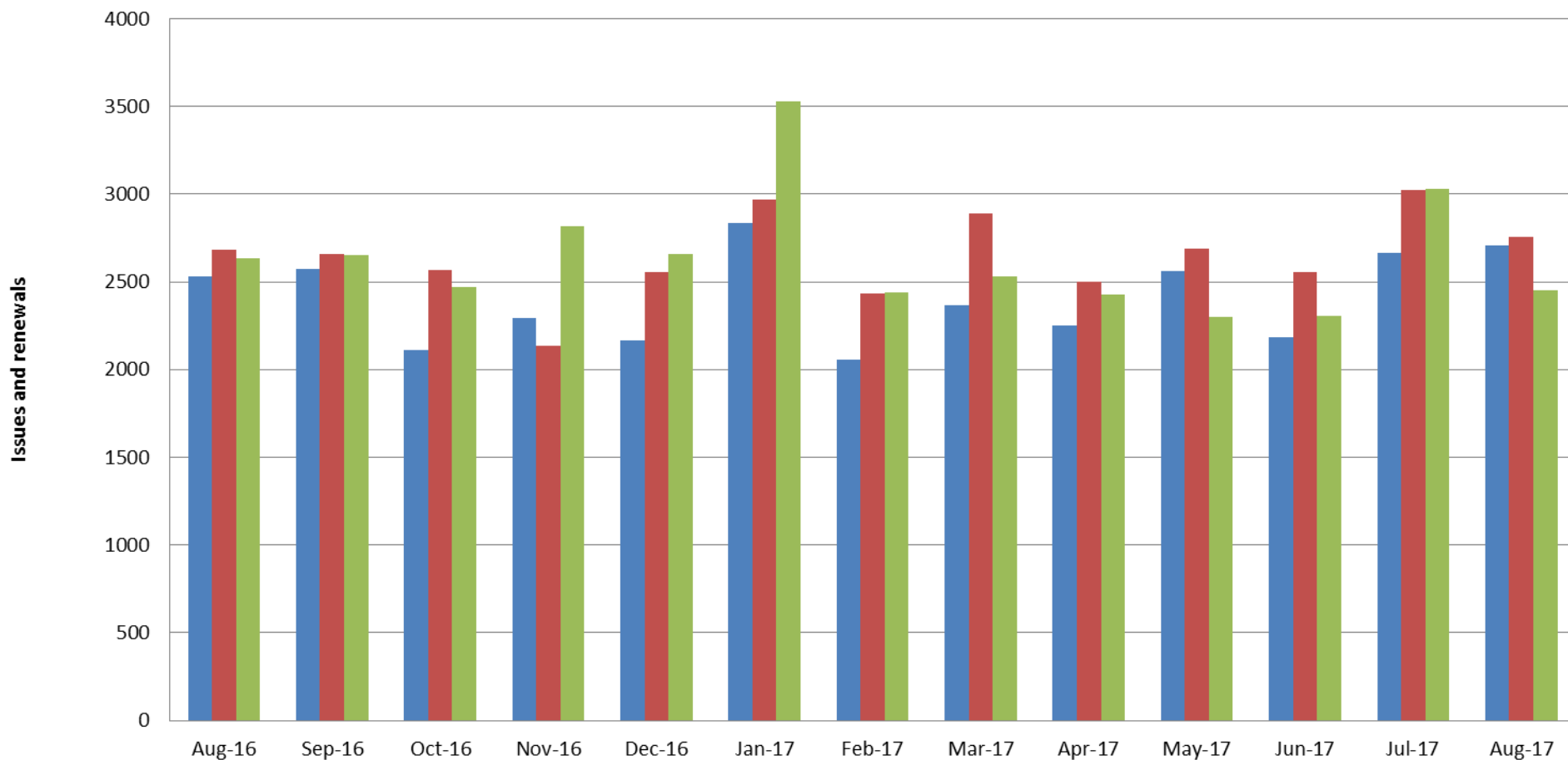
Appendix 2 -Waste exported to Bonny Glen

Monthly weight of waste transferred to Bonny Glen



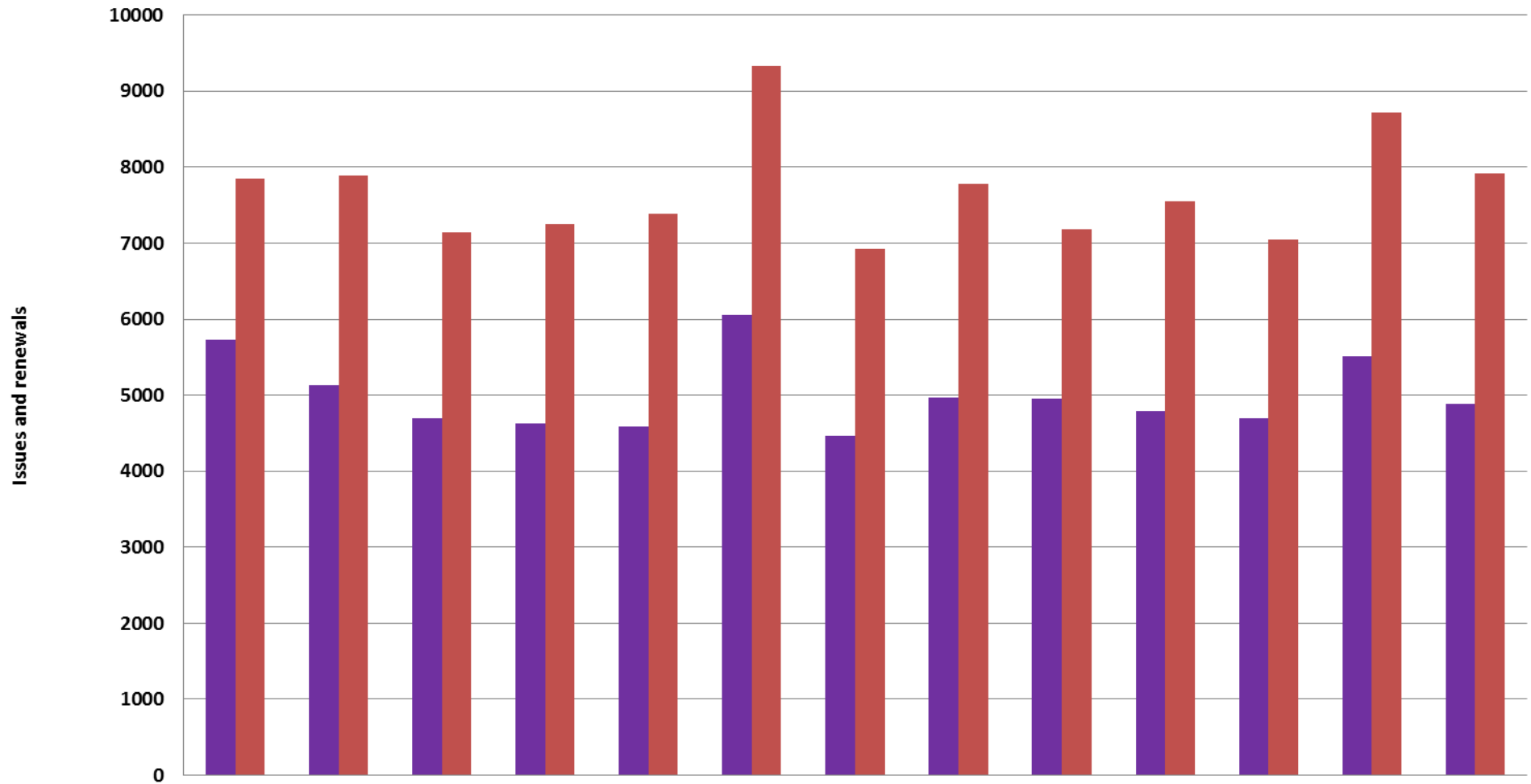
Appendix 3 – Library statistics

South Wairarapa libraries - issues and renewals to August 2017



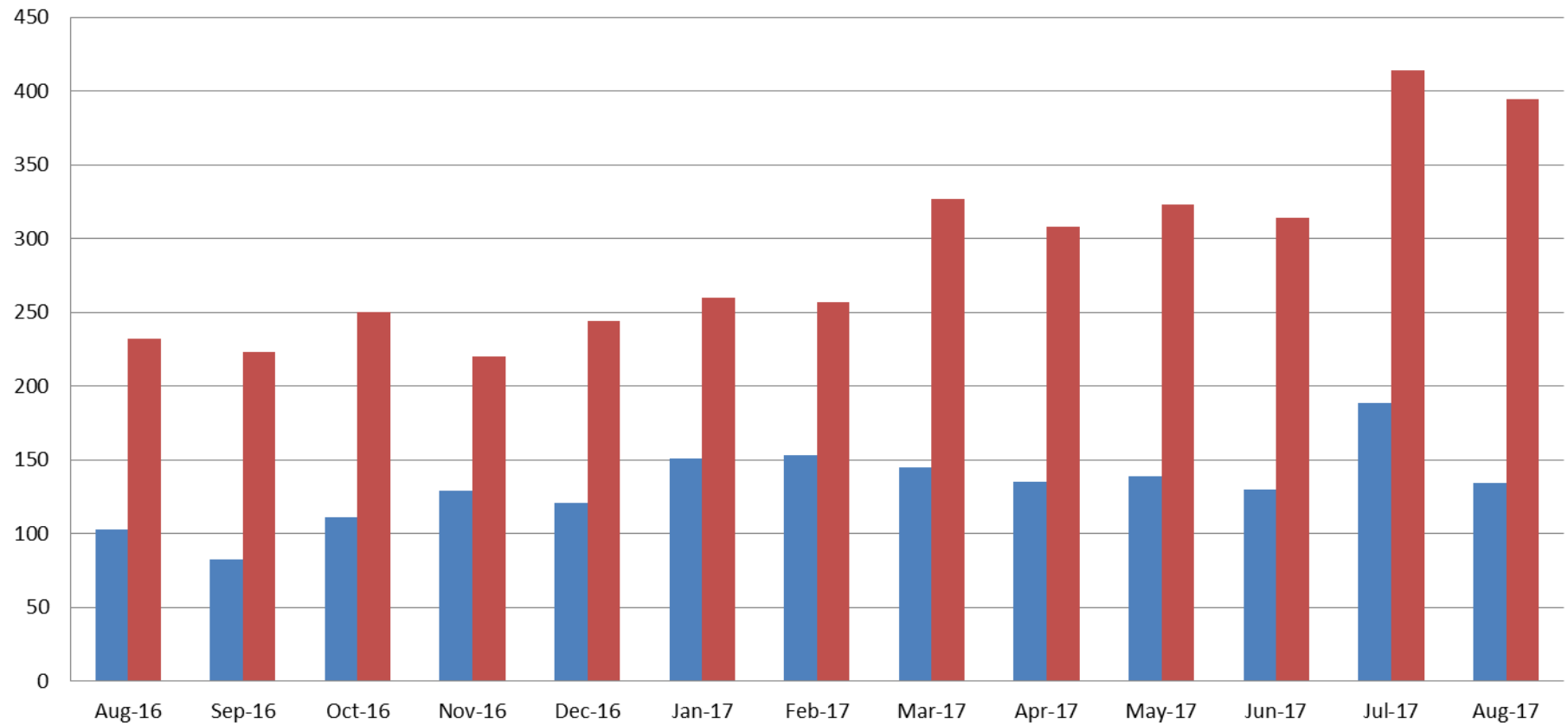
	Aug-16	Sep-16	Oct-16	Nov-16	Dec-16	Jan-17	Feb-17	Mar-17	Apr-17	May-17	Jun-17	Jul-17	Aug-17
■ Featherston	2533	2574	2113	2296	2167	2836	2057	2369	2254	2563	2186	2663	2707
■ Greytown	2684	2659	2567	2136	2556	2967	2432	2888	2503	2687	2558	3023	2756
■ Martinborough	2635	2654	2467	2819	2661	3526	2442	2529	2427	2302	2306	3027	2451

Wairarapa Library Service - issues and renewals to August 2017



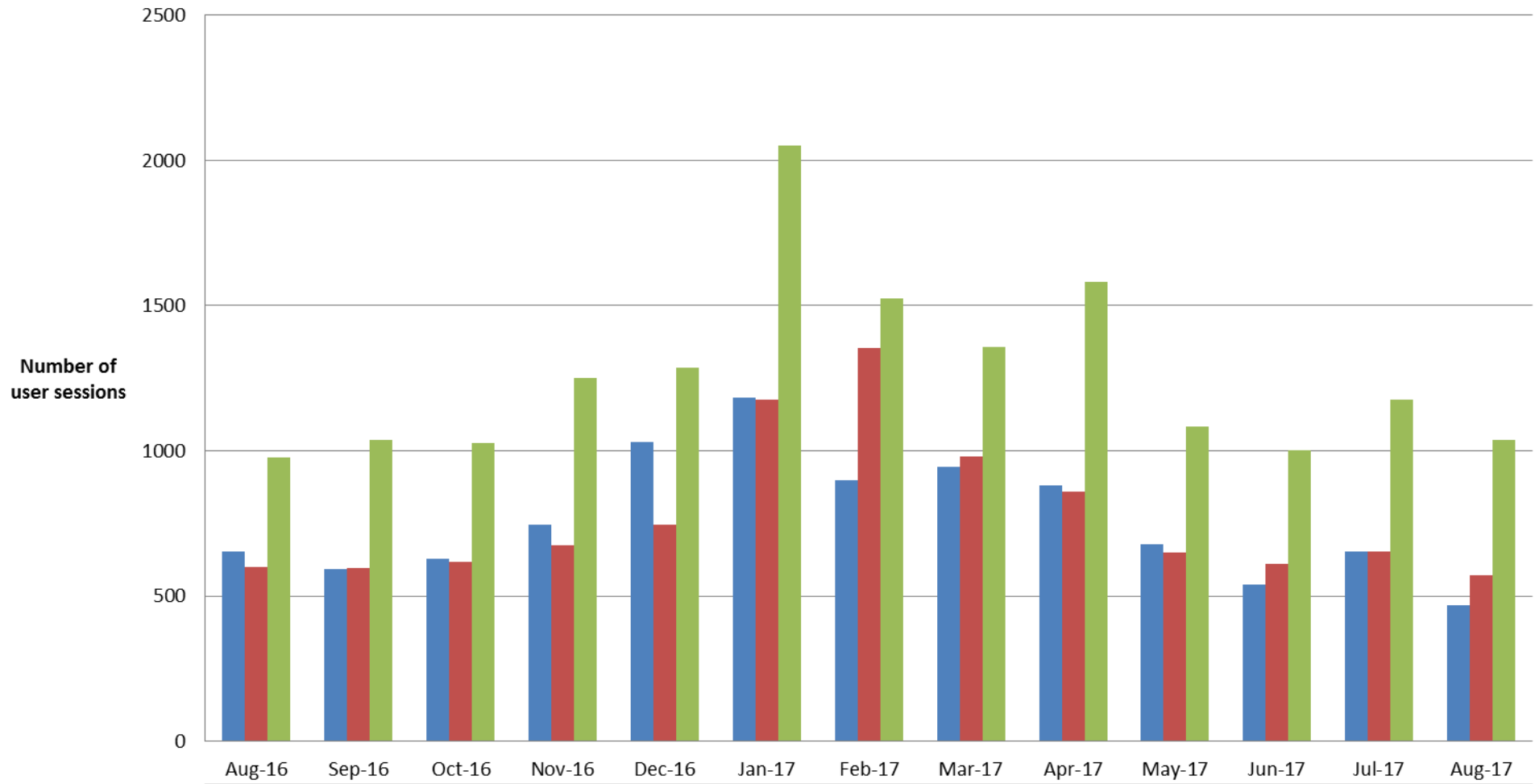
	Aug-16	Sep-16	Oct-16	Nov-16	Dec-16	Jan-17	Feb-17	Mar-17	Apr-17	May-17	Jun-17	Jul-17	Aug-17
Carterton	5733	5126	4698	4629	4586	6051	4468	4972	4951	4794	4694	5505	4887
South Wairarapa	7852	7887	7147	7251	7384	9329	6931	7786	7184	7552	7050	8713	7914

Wairarapa Library Service - audio and e-book issues to August 2017



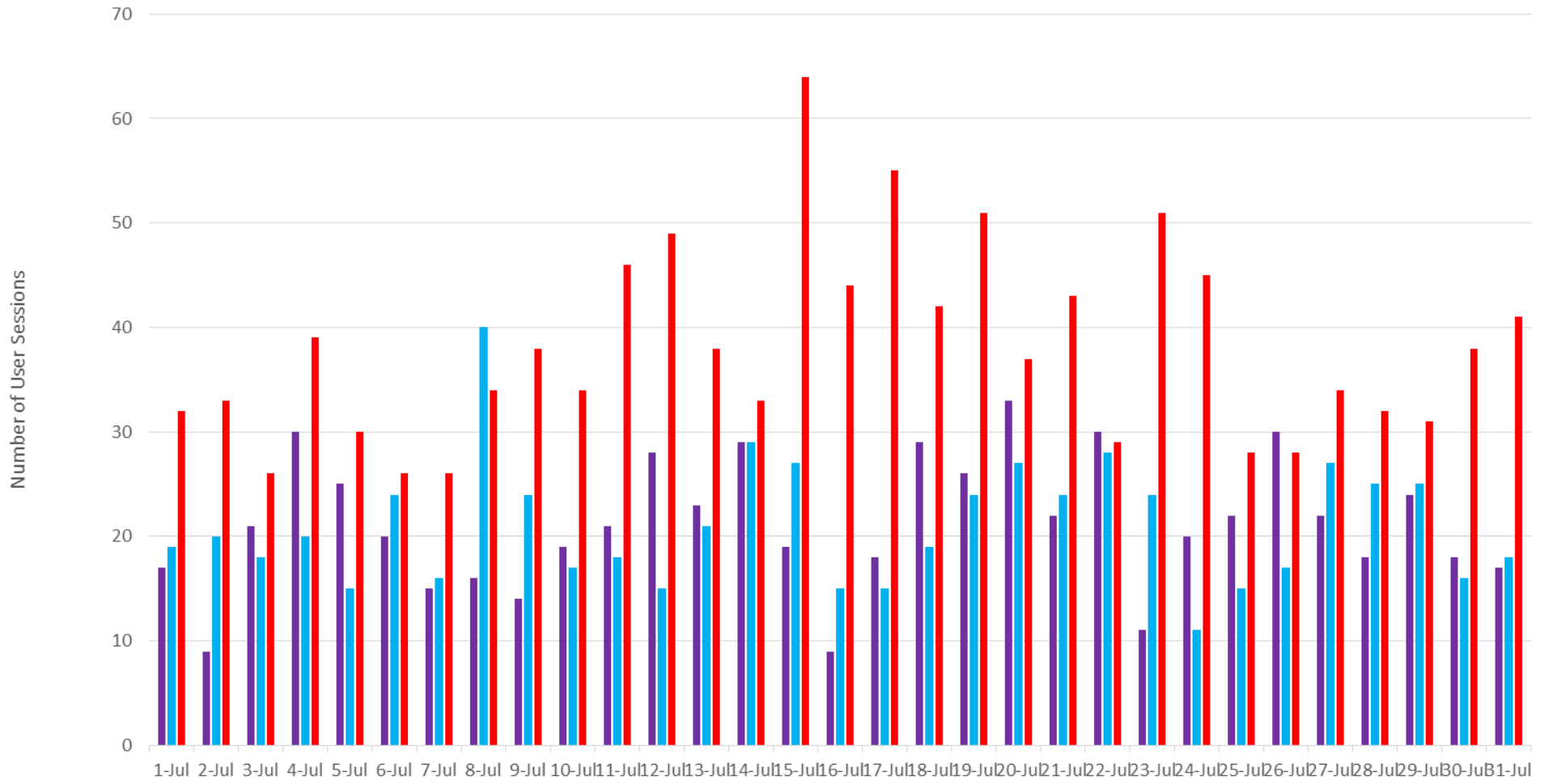
	Aug-16	Sep-16	Oct-16	Nov-16	Dec-16	Jan-17	Feb-17	Mar-17	Apr-17	May-17	Jun-17	Jul-17	Aug-17
■ Audiobooks	103	82	111	129	121	151	153	145	135	139	130	188	134
■ Ebooks	232	223	250	220	244	260	257	327	308	323	314	414	394

APNK Wi-fi user sessions to August 2017



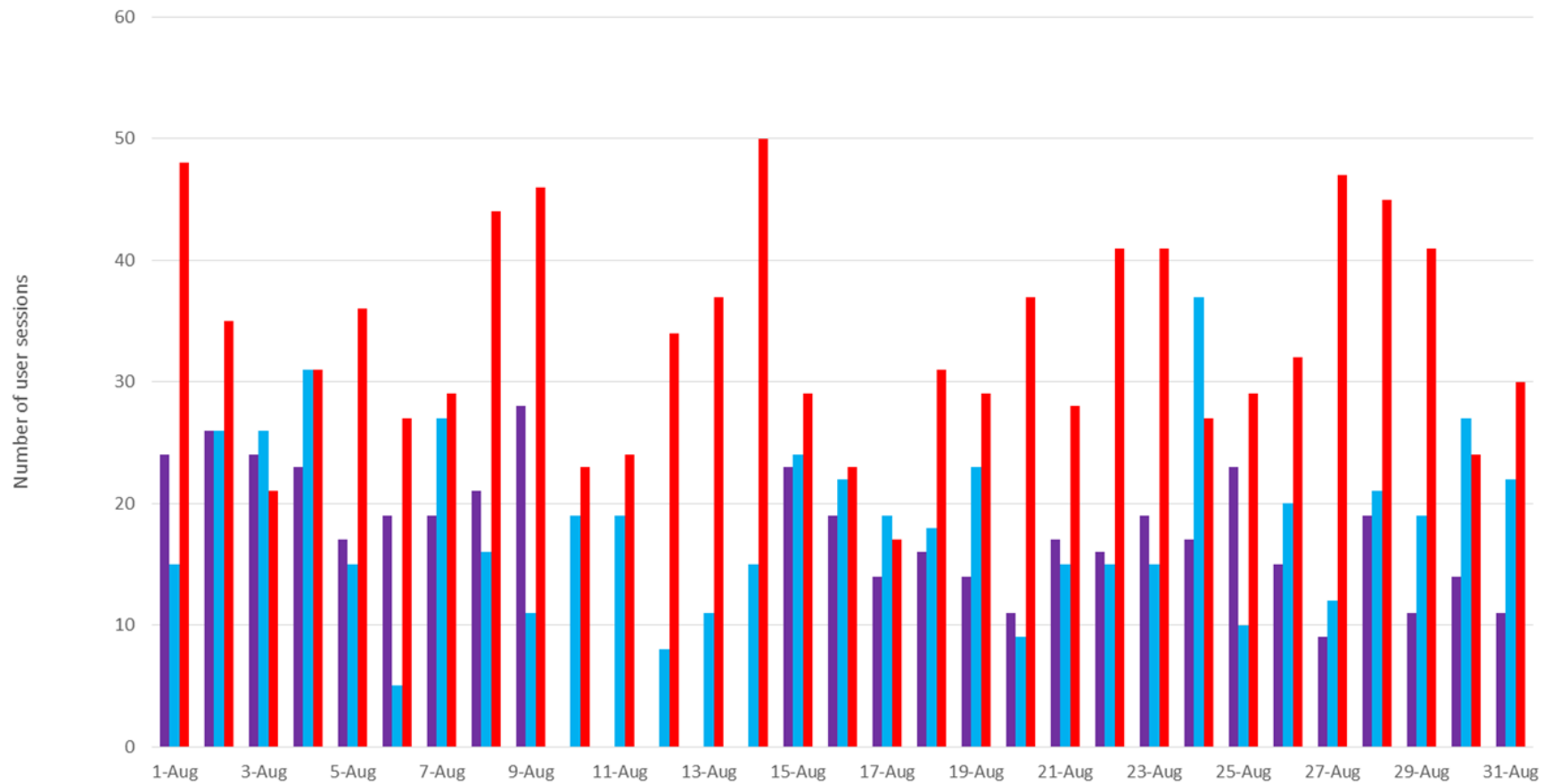
	Aug-16	Sep-16	Oct-16	Nov-16	Dec-16	Jan-17	Feb-17	Mar-17	Apr-17	May-17	Jun-17	Jul-17	Aug-17
Featherston	653	593	628	745	1030	1183	900	945	882	678	540	655	469
Greytown	599	597	617	675	745	1177	1354	979	861	650	610	653	572
Martinborough	977	1036	1026	1251	1288	2050	1524	1356	1581	1085	1003	1177	1036

Library Wifi User Sessions July 2017



	1-Jul	2-Jul	3-Jul	4-Jul	5-Jul	6-Jul	7-Jul	8-Jul	9-Jul	10-Jul	11-Jul	12-Jul	13-Jul	14-Jul	15-Jul	16-Jul	17-Jul	18-Jul	19-Jul	20-Jul	21-Jul	22-Jul	23-Jul	24-Jul	25-Jul	26-Jul	27-Jul	28-Jul	29-Jul	30-Jul	31-Jul
■ Featherston	17	9	21	30	25	20	15	16	14	19	21	28	23	29	19	9	18	29	26	33	22	30	11	20	22	30	22	18	24	18	17
■ Greytown	19	20	18	20	15	24	16	40	24	17	18	15	21	29	27	15	15	19	24	27	24	28	24	11	15	17	27	25	25	16	18
■ Martinborough	32	33	26	39	30	26	26	34	38	34	46	49	38	33	64	44	55	42	51	37	43	29	51	45	28	28	34	32	31	38	41

Library wifi user sessions August 2017



	1-Aug	2-Aug	3-Aug	4-Aug	5-Aug	6-Aug	7-Aug	8-Aug	9-Aug	10-Aug	11-Aug	12-Aug	13-Aug	14-Aug	15-Aug	16-Aug	17-Aug	18-Aug	19-Aug	20-Aug	21-Aug	22-Aug	23-Aug	24-Aug	25-Aug	26-Aug	27-Aug	28-Aug	29-Aug	30-Aug	31-Aug
■ Featherston	24	26	24	23	17	19	19	21	28						23	19	14	16	14	11	17	16	19	17	23	15	9	19	11	14	11
■ Greytown	15	26	26	31	15	5	27	16	11	19	19	8	11	15	24	22	19	18	23	9	15	15	15	37	10	20	12	21	19	27	22
■ Martinborough	48	35	21	31	36	27	29	44	46	23	24	34	37	50	29	23	17	31	29	37	28	41	41	27	29	32	47	45	41	24	30

**Appendix 4 – Wairarapa
Road Safety Council (WRSC)
activities 2016/2017**

2016 – 2017 WRSC Annual Workbook

Young Drivers:

- Development of CDMP-Young driver 'in-college restricted driver programme
Collaborated with Rotary/Police/Driving instructors (x4) and 3 x Colleges (Kuranui, Chanel & Makoura)- students gained restricted licence-funding acquired to employ part-time coordinator; presented to Rotary & volunteer groups to gather 15 mentors
- 'MORE FM with Lana & Jase 'drive' station 3-7pm-young driver taglines (explaining restricted conditions for parents-'drive.govt.nz;') every ½ hr.-May-August
- SADD presentations in college e.g. Wai Col distraction (txting when driving) presentation to whole of school at assembly
- 4 CARMEN presentations to all Colleges September (60 students attended-Solway before NZTA shut us down!)
- October-Nigel Latta presentation- 'surviving teen driving'-Wai Col (850 people attended)-Collaboration with SADD/Wai. Chamber of Commerce/all schools
- 'Science road safety roadshow (lessons incl. explaining speeds/stopping distances-50 students attended)
- 'when you're not there' ad at local Cinema 3 cinemas
- RYDA 2017 programme- students attended
- Presentation to all college assemblies around 'drive' NZTA programme?

Speed:

- use of WRSC 'speed trailer' outside M.I.S. school (after resident complaints)
- advertising for start of every new term (papers= 28,000 readership/radio)
- radio interviews on speed/loss of control in Wairarapa-m/works and NZME-November/March
- billboard rotation with NZTA/Police calendar
- resident speed complaints passed to local Police RP unit for action
- speed campaign at Fernridge school (August)
- organised & ran school patrol 'pool party' in December (230 Students attended)

M/Cycle safety:

- Promotion of ACC 'RF' on road courses and website
- 'shiny side up' mini event Masterton-February (m/cyclists attended)-collaborated with Police & Fire
- M/c spring safety campaign- 4 x m/c shops on board with FREE m/c checks & given our flier re free 'rf' courses – 27 m/c safety checks carried out....15 riders sent on local 'gold rf' course in Wairarapa 10/12/16
- Brittany Morrow attended a Ulysses and local riders evening at RSA in Masterton – approx. 65 riders present (5 joined Ulysses)
- 'Build your skills 'ACC 'rf' billboard up for September

Fatigue/Distracted:

- submission to Transport select committee to increase demerit points for cellphone use
- billboard rotation
- ads on radio/papers over all long weekends –both fatigue & distraction
- refreshed fatigue/cellphone radio ads for Xmas/New Year

Restraints:

- monthly WRSC & Police child restraint checkpoints (approx. drivers engaged with)
- ??? ECE/Kindy/Teen parent unit presentations on child restraints-
- Billboard rotation
- Restraint/anchor bolt clinic run-W/House Mstn-(?? Vehicles attending-anchor bolts fitted)
- 'Big latch-on' event Ctn Events centre-5 August-113 new mums engaged with-2 x restraints won
- paid for recertification of 2 x child restraint technicians formerly employed by Plunket to assist in public interactions/events/checkpoints etc
- arranged recertification for 3 X child restraint technicians
- created new Child restraint checkpoint schedule

Alcohol/Drugged driving:

- New b/board livery rotated ('legends & limits')
- 'Crash car' used at RYDA
- New beer mats and posters delivered to 28 hotels/bars/clubs across Wairarapa-Dec
- Radio/papers ads in lead up to Xmas/New Year
- Bruce to facilitate at 'driving forward' recidivist drink/drive w'shop 29 Oct (x attendees)
- '4 CARMEN' public screenings at 'driving forward'-Care NZ recidivist drink/driver course; 12 young/at risk students @ Te Ore Ore Marae-Dec 2016
- Involved in creation of both SWDC & MDC cycling strategies
- Member of Cycling Advisory Group
- Collaborated with cyclists/councils/NZTA on remedial safety imp's-SH2-Waingawa
- hosted 'bikes in schools' regional meeting for interested schools
- creation and erection of 'watch for cyclists & pedestrian signs at 5 retailer 'blindspots
- dissemination to all Wairarapa rural bus student schools of hi-viz vests (800)
- 600 Stop Look Cyclist stickers produced.....VTNZ collaboration

Older Road Users:

- 2 x 'Carfit' clinics run-
- presentations to Lions club-July (55 members), Mstn Probus (65 members); Masonic Village-Sept-120 ppl
- collaboration with Mobility Wairarapa with mobility scooter w/shops and flags

Other:

- RSC attended 3 day walk 'n' cycle conference July-Auckland
- RSM attended 3 day TRAFINZ conference -Tauranga
- Monthly attendance at local CAAG (Community Alcohol Action Group)
- Monthly attendance at Cycling Advisory Group (CAG) meetings
- Attendance at regular Safe Communities meetings
- Member of Wellington Regional Road Safety Coordinators meetings

**Appendix 5 – CEG Sub-
committee draft minutes
July 2017**

Minutes

Subject: CEG Sub Committee
When: 28 July 2017
Where: The Civil Defence Room, Upper Hutt City Council
Time: 14.00

Attendance

The meeting commenced at 14.00 with the following attendees:

Tony Stallinger	HCC (Chair)
Bruce Pepperell	WREMO
Geoff Stuart	HCC
Max Pedersen	KCDC
David Hopman	Masterton
Kane Patena	WCC
Hayley Evans	WCC
Jerry Wrenn	PCC
Ian Johnson	UHCC
David Hopman	Masterton
Ian Wilson	MCDEM

In attendance

Dan Neely	WREMO
Adrian Glen	WREMO
David Russell	WREMO
Charlotte Penman	WREMO
Donna Hoyland	Minute Secretary
Deb Hume	GWRC
Derek Baxter	Wellington City Council

1. Welcome

The Chair welcomed everyone to the meeting.

2. Apologies

Carolyn McKenzie	CDC
Luke Troy	GWRC
Mark Allingham	SWDC

3. Previous minutes

Bruce went through the action points for the previous meeting. The minutes from the 26 May 2017 meeting were accepted.

Moved: Geoff Stuart
Seconded: Max Pederson

4. Seismic Building Sensors

Derek Baxter presented a framework for Near Real-Time Impact Analysis. Several videos were shown, explaining the effects of various earthquake frequencies.

Derek explained the complexity of damaging contributing factors and showed a graphical representation of the relationship between waves and building codes.

Wellington City are partnering with QuakeCoRE (Auckland University, Canterbury University and GNS) to create a detailed Building Inventory.

Indicator buildings fitted with sensors can supply data for on building level impacts and City Level Heat-map. Development of the maps is a developing technology. There are very few GIS staff and engineers who have the required skills.

The graphs are available from GNS for the rest of the region. There are sensors around the region, e.g. at the Lower Hutt Chamber of Commerce and Wellington Water.

Bruce concluded the discussion by stating that increasing the range and distribution of instrumented indicator buildings was a recommendation arising from the Kaikoura after action report that was accepted by the Joint Committee; and added that it was important that these extended beyond major urban areas CBDs.

5. Wellington Resilience Programme

Deb Hume and Dan Neely presented the WRRCoG update.

- Campaigns will run quarterly
- The water hero campaign did not create a spike in people buying tanks.
- Micro initiatives may be implemented to encourage public purchases of tanks.

The Winter Campaign has commenced.

- launching new 'Get prepared' and 'WREMO' websites.
- launching the new Earthquake Planning Guide

Deb requested opportunities to distribute the new guides through councils.

The Spring Campaign will be focusing on house foundations.

Dan and Deb spoke of the Pre-recovery Programme, response Islands, and recovery islands.

- The Infrastructure Resilience Indicator set (IRIS) has been completed. It will be used to understand challenges which will be faced during events.
- Information was circulated on expected outage times for utilities. This information will not be made public, but can be used by councils to inform discussions on recovery.
- The Wellington Lifelines Regional Resilience project will continue. This project also covers fuel plans and modelling for improving resilience. The WeLG RRP has 4 options for investment. A Business case will be

ready early in the new-year. This may be the point at which key stakeholders become more involved.

Dan spoke of:

- The Recovery Management Framework, which accounts for the set-up of a recovery structure for each council.
- Improving risk reduction to improve long term recovery options.
- Ideas for Governance models for co-managing a large scale recovery.

The Wellington Resilience Fund

- The Nikau Foundation approached WREMO to build a partnership to fund Wellington Resilience projects.

Activities where CEG Sub-committee members can be involved.

- Support winter campaign and launch of new products
- Communications and community networks
- Distribution
- Help fill gaps in IRIS on your infrastructure
- Use of IRIS information in your planning and investment
- Follow-up with recovery managers to provide support where required
- Approve Nikau Foundation partnership

Jerry noted that the investment in time and resources into the foundation should not exceed the benefits that it brings.

Ian expressed concern that the programmes could clash with those of MCDEM. Deb and Dan expect the projects of the foundation and WREMO will work in with MCDEMs programmes.

Action point 1: Bruce will send out statistics on numbers of households with tanks in the region.

6. WREP development training and exercising

Col David Russell presented the progress to date, and the training plan up to November 2017.

7. Emergency Assistance Centre (EAC) training / welfare – update

Charlotte Penman outlined the training plan for EAC staff.

Recommendations for the report for Emergency Assistance Centre (EAC) staff training:

That the CEG Sub Committee

1. Receives the report;
2. Notes the content; and
3. Encourages the identification of their councils EAC staff and support their attendance at training, practical exercises, and welfare responses.

Moved: Tony Stallinger, Seconded: Max Pedersen

8. WREMO Annual Report (1 July 2016 – 30 June 2017)

Bruce introduced the WREMO Annual Report highlighting the following points

- Implementation of community emergency hub programme
- 46 community response plans now in place
- Regional communications upgrade

Jerry suggested having the annual report in portrait layout.

Max noted for the record that Welfare matrix for Kapiti needs updating. This will be completed before the Annual report is published externally.

Kane asked about the decision to use the Integrated Training Framework instead of developing a separate strategy. Bruce explained that this decision was made at a previous CEGSC meeting.

Recommendations

Including a corrections for Kapiti statistics.

That the CEG Subcommittee:

1. Receives the report; and
2. Notes the contents of the report.

Moved: Tony Stallinger, Seconded: Kane Patena.

9. Council based readiness work programmes

David Hopman

- Wairarapa experienced significant surface flooding recently. It was handled as Business as usual and raised questions for how they would handle anything more significant.
- Power was out to beach communities for two days.
- Wairarapa councils were reporting surface flooding.
- An amalgamation referendum will be held in November. This should not affect CDEM in the Wairarapa.

Geoff Stuart

- HCC activated on Thursday due to potential flooding in Wainuiomata. An EAC was opened. It was a good training event for the PIM team, and practice in the use of EMIS.
- Two full time staff will now reduce to one, working on Welfare.
- 44 staff at EAC training.
- Briefing held for people in the recovery area.

Dan Neely

- Christina Currie will be here from California for a learning exchange. Her trip is sponsored by the US Embassy.

Tony Stallinger

- Management structure review. This includes staff levels for emergency management.
- Jeremy Holmes will commence as Regional Manager on August 7th.

Jerry Wrenn

- PCC focus is on getting the new EOC built and running, in Raiha Street.

Max Pedersen

- Tsunami zone engagement programme is nearing completion.
- Staff resource has been allocated for welfare development.

Ian Johnson

- Focusing on staffing the teams. A senior manager has been allocated to each desk. The Controller for UHCC is yet to be confirmed.

Hayley Evans

- Wellington will return to WCC systems using wan eoc guest login. The Logistics team are working on good receipting of items in the EOC.
- Welfare recovery plan will be shared across the region once launched.
- SOPS and Planning cordon management and reconnaissance. ETA end of 2017.

Kane Patena

- There have been several staffing changes within CDEM at WCC.

Ian Wilson

- Whispir is ready to be implemented and Cell Broadcasting (EMA) is to be rolled out to groups.
- CDEM Review has been delayed until after the elections.
- Strategic recovery. Legislation requires recovery managers to be appointed.

9. Next Meeting

The next CEG Sub Committee meeting will be held 20 October, at Upper Hutt. (to be confirmed as this is the day before Labour weekend.)
Meeting closed at 16.20.

Tony Stallinger
Chair

Action points from this meeting

Number	Details	Responsibility	Status
	Nil		

Action Points from previous meetings

Number	Details	Responsibility	Status

**Appendix 6 - Students
against dangerous driving
(SADD) achievement report
June 2017**



SADD Update- June 2017

Since July 2016 the SADD profile has exploded in schools with nearly 200 students supporting and assisting in running SADD activities just in schools.. Existing network & operation strategies have assisted in creating the momentum such as collaborations, school presence, monthly meetings, being represented at community meetings, building students knowledge from conference, funding to assist their projects, and social medias (facebook, WRSC website, soundcloud, newsletters & shared youth services information platforms).

We have also had over the course of the year had two students chosen in the SADD National Leadership Programme. July last year, Will McMaster from Rathkeale College (now year 13) was selected and in May after the 2017 Annual SADD conference Olivia Harvey (year 12 currently) was selected into the 2 year programme. This has been the third year running that we have had a student from our region selected.

From the SADD website:

“Being a National Leader is a fantastic way to help protect youth on our roads. I got involved after a tragedy occurred that affected many of us within our community. Through the NLP, you as a teenager have a voice that can affect change within your peer group.” — Will McMaster, year 13 Rathkeale College

Collaborations:

- Connecting Communities / Wairarapa Youth Council
- Red Cross
- Boys and Girls Institute (based in Wellington)
- Unicef & Our future Masterton consultation
- YMCA

In-School presence both student lead and supported by Holly:

- Chanel College - has SADD initiatives supported by school council. (4 reps, group of 20)
- Wairarapa College - has a growing population (6 reps, 60 supporting students) regular activities such as school gala, meetings take place with an active support teacher.
- St Matthews/Rathkeale – combined group, information filtered by senior student Mollie Tulloch and Lilia Baker to junior school. Schools combined group growing. Small junior school group led at St Matthew’s with 20 students. Senior College, made up of both Rathkeale and St Matthew’s students (8 reps, 50 students)
- Solway College – (4 reps, 20 supporters) Whole school supports in school

- initiatives
- Makoura College – A much stronger group this year with legacy training provided to support those stepping into leadership roles (5 reps, 20 supporters), slowly growing a larger group. Previous years there were only 2-6 students.
- Kuranui College – One of the hardest colleges to reach. (3 students taking on the role) but not much activity within the school. Alex from SADD is trying to provide the school with additional support.

Overall, schools recognise the need for this group to remain active in schools. Students leading their own groups and Holly coming in to support initiatives and assist in facilitation.

The Wairarapa SADD group that Holly Facilitates:

Representatives from each school attend meetings as often as they can, always having representation from the school and rotating leaders has been a successful option for attendance. Development opportunities provided to students to empower them in growing their groups. In the last year we have provided the following events at meetings.

2016:

July - Key Steps to Driving Campaign & how to run successful campaigns. Makoura ran Great Kiwi Car Debate in caltex stations during the holidays.

August - Remember September Planning workshop

September - Preparing to talk in assemblies and run activities in schools. Theme was "building experience".

October - Nigel Latta Event for young drivers and their parents.

November - End of year function at Master Bowl.

2017:

February - Introduction and initial planning for the year ahead.

March - Relay for Life & Governance/leadership training with Boys and Girls Institute

April - SADD Hosted a Youth Hui to talk about youth week with other youth groups

May - Youth Week Planning and running of events in schools.

June - Red Cross Save a Mate programme / National SADD Video Launch

Coming up for 2017 (already planned):

July - Masterton Police Station Visit

August - Remember September planning with Alex (also running the great kiwi car debate)

September - Masterton Fire Station Visit, Wrecked car/Jaws of Life demonstration (each student brings a friend). Kuranui College students, 2 will possibly have their arms cast for the month to draw awareness to injuries from crashes and how they can affect people. Although this may be a minor injury it will bring on a deeper discussion with students.

October - Recruiting ideas with Alex

November - End of year function at Master Bowl

Each month meetings take place so that students have a group to share ideas and ask for help. This also gives them the opportunity to collaborate with each other and support local events and community initiatives/needs.

Funding

Last year we had our annual COG's funding approved for \$4,900.00 (excluding gst). This has been spent on Catering meetings, room bookings, SADD office resources, radio and newspaper advertising, professional development, 2016 end of year function, Sending 17 students to conference (paid accommodation and registration), Events engagement resources. In addition to this funding, we sought further funding for transportation to this year's annual conference from South Wairarapa Rotary club for \$640.00. We also received a donation from the Nigel Latta event for \$406.00 which is kept in our account as a buffer whilst we wait for confirmation of funding from COG's for the 2017/2018 funding round of \$4,900.00 excluding gst. We wish to continue the momentum that has been built to focus again on the delivery of our messages to our peers rather than asking for money.

Collaborated Meetings Attended:

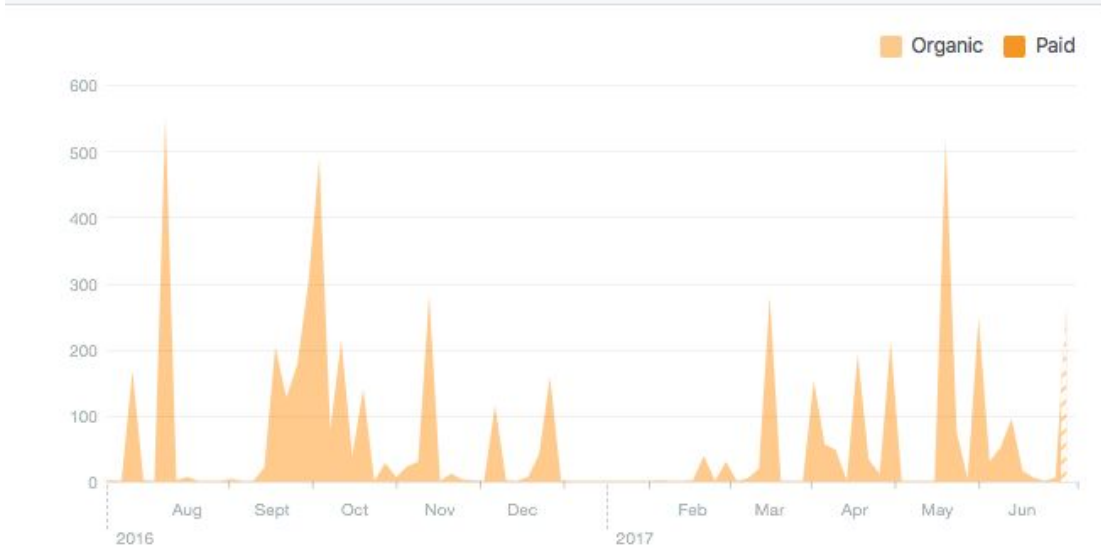
- WYFN (Wairarapa Youth Focus Network)
- Youth Development Strategy
- Our Future Masterton Mapping

Social Media Report



Post Reach

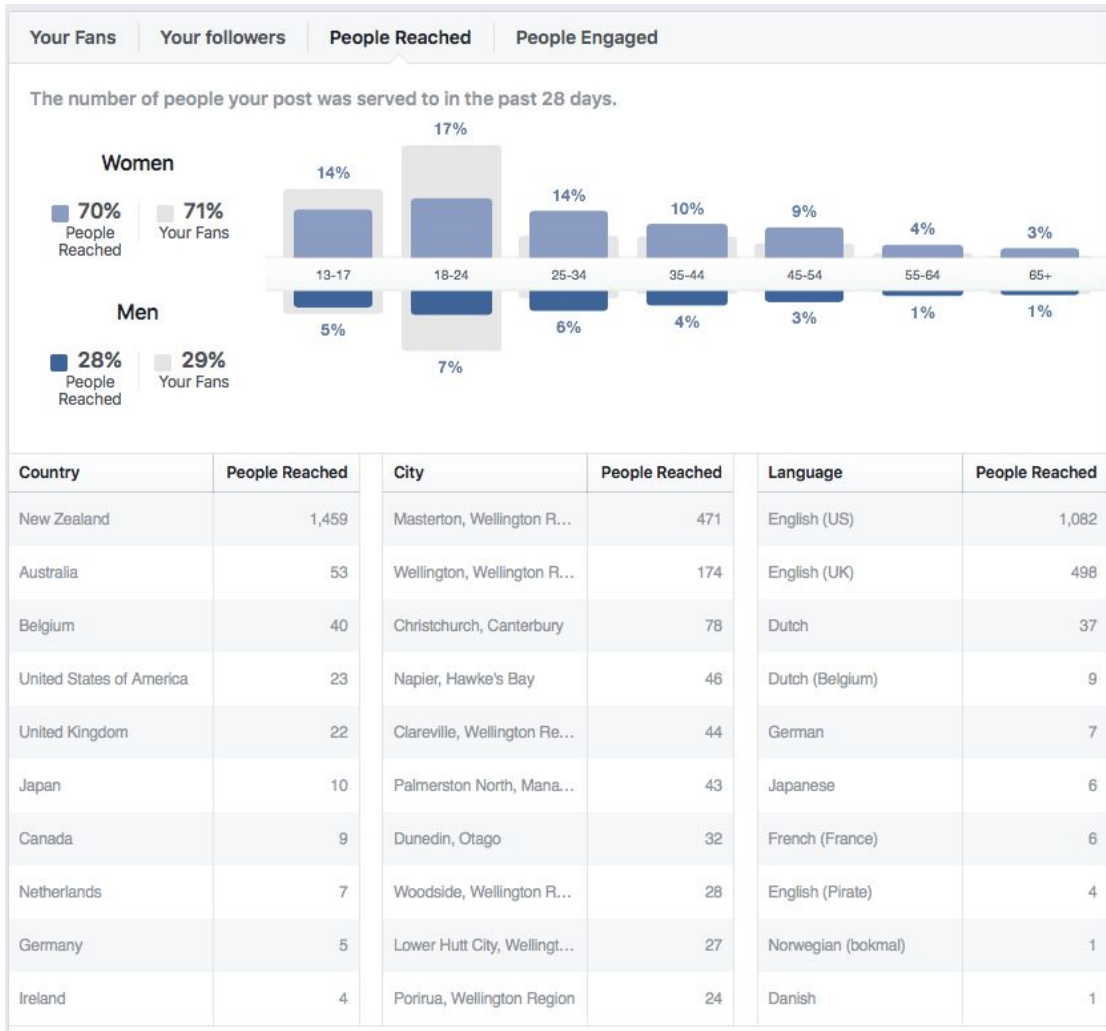
The number of people your posts were served to.



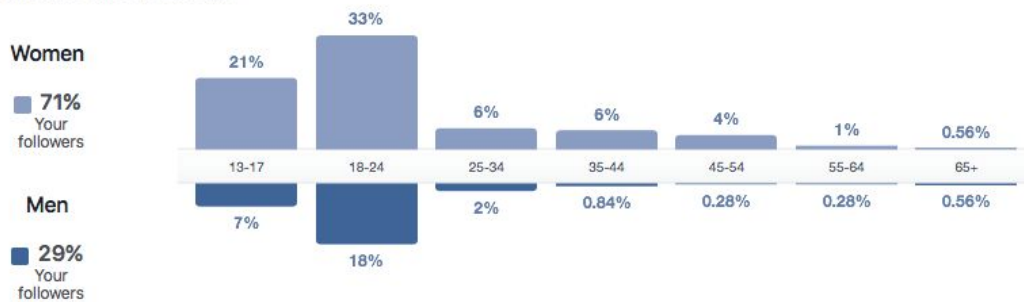
Reactions, Comments, Shares, and More

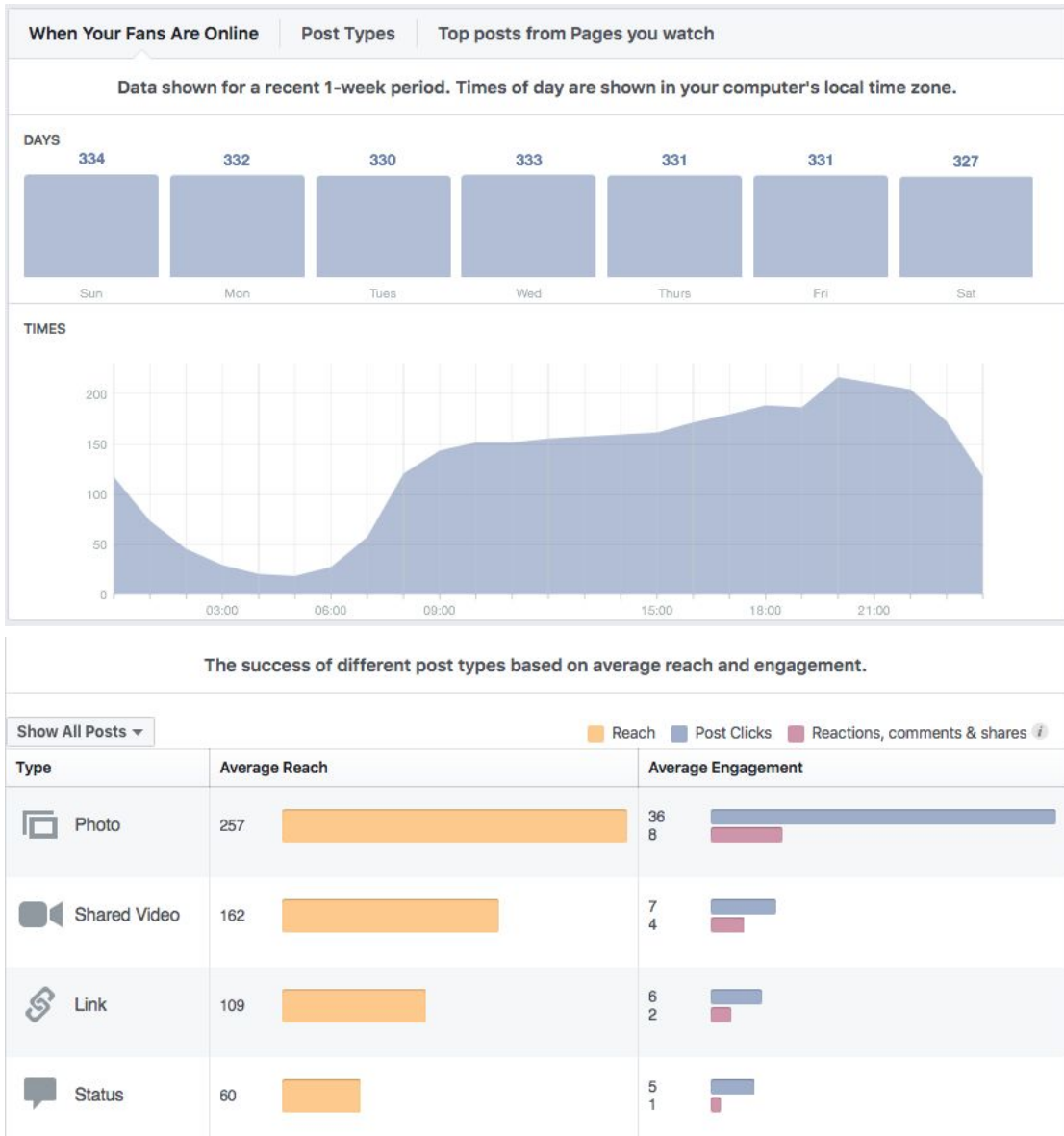
These actions will help you reach more people.





The people who follow your Page






Post Engagements:

These are all organically achieved meaning that they were not paid for or 'boosted'. This is not a fantastic rate as these are our top 6 posts. Suggestions will be made in the Forecasting for 2017/2018 section.

Wairarapa SADD Group
Published by Holly Hullena [?] · 31 October 2016 · 🌐

A belated thank you to all who attended, supported and donated prizes towards this amazing evening! Over the next few days we will be plugging the amazing businesses that supported us. Here is a shot of the crew with Nigel Latta - thank you for sharing your wisdom & knowledge with our community. To all SADD students that volunteered on the night THANK YOU - you truly are an amazing group sharing really important messages & you do it to better your communities. Keep up the awesome work 😊 (-Holly)



Get more likes, comments and shares
Boost this post for \$28 to reach up to 4,100 people.

797 people reached Boost post

👍❤️😂 7 1 Comment 3 Shares

👍 Like 💬 Comment ➦ Share

797 People Reached

27 Reactions, comments & shares

20 Like	5 On post	15 On shares
1 Love	1 On post	0 On shares
1 Haha	1 On post	0 On shares
1 Comments	1 On Post	0 On Shares
4 Shares	3 On Post	1 On Shares

54 Post Clicks

36 Photo views	0 Link clicks	18 Other Clicks ⓘ
-----------------------	----------------------	--------------------------

NEGATIVE FEEDBACK


0 Hide Post **0** Hide All Posts

0 Report as Spam **0** Unlike Page

Wairarapa SADD Group
Published by Holly Hullena [?] · 20 September 2016 · 🌐

REMEMBER SEPTEMBER - RODE QUIZ!
Will put a question up each weekday about the road code. If you know the answer simply LIKE -> COMMENT -> SHARE to go in the draw to WIN a cool road trip hamper! Each questions answer will pop up just before the next question goes up each morning 😊
Question #15..... LET'S ANSWER THE QUESTION BELOW:

You are coming up to a one-lane bridge and you see this sign. What must you do?



- A Give way to any oncoming vehicles.
- B Only give way to any larger oncoming vehicles.
- C Drive straight ahead without stopping.
- D Drive straight ahead but keep to the far left.

Get more likes, comments and shares
Boost this post for \$28 to reach up to 4,100 people.

813 people reached Boost post

👍 7 6 Comments 2 Shares

👍 Like 💬 Comment ➦ Share

813 People Reached

29 Likes, Comments & Shares

12 Likes	7 On Post	5 On Shares
9 Comments	6 On Post	3 On Shares
8 Shares	3 On Post	5 On Shares

125 Post Clicks

28 Photo views	0 Link clicks	97 Other Clicks ⓘ
-----------------------	----------------------	--------------------------

NEGATIVE FEEDBACK

0 Hide Post **0** Hide All Posts

0 Report as Spam **0** Unlike Page

Wairarapa SADD Group
Published by Lucy Gaskin [?] · 26 July 2016 · 🌐

The St Matthews SADD Team handing out information on the steps to getting your license. Trying to get our young kiwis on the road safely with all the right information 🙌🚗🚘🚙



👍 Get more likes, comments and shares
Boost this post for \$28 to reach up to 4,100 people.

704 people reached [Boost post](#)

👍👍👍 Aaliyah Edwards, Maddi Sykes and 11 others 1 Share

704 People Reached

29 Likes, Comments & Shares

28 Likes	13 On Post	15 On Shares
0 Comments	0 On Post	0 On Shares
1 Shares	1 On Post	0 On Shares

133 Post Clicks

82 Photo views	0 Link clicks	51 Other Clicks 📊
--------------------------	-------------------------	-----------------------------

NEGATIVE FEEDBACK

0 Hide Post **0** Hide All Posts
0 Report as Spam **0** Unlike Page

Wairarapa SADD Group
Published by Holly Hullena [?] · 22 November 2016 · 🌐

Another year completed, another year I say goodbye to the Year 13 students that are moving on to bigger and brighter things. I hope that being part of our tribe has inspired you to help others and forge forward. It has been a delight working with you all this year & I am constantly amazed by all the hard work you put in - end of the day, you are looking out for each other and that's a strong moral to hold. Really proud of all of you and looking forward to seeing our group grow! Be safe and no doubt we will see you making things happen in the big wide world!!!
P.S. Huge thank you to Master Bowl Ltd for hosting our wrap up 😊
~ Holly



👍 Get more likes, comments and shares
Boost this post for \$28 to reach up to 4,100 people.

521 people reached [Boost post](#)

👍👍👍👍👍 Nadine Henley, Elizabeth Amelia Thach and 5 others 1 Share

521 People Reached

18 Reactions, comments & shares

13 👍 Like	5 On post	8 On shares
2 ❤️ Love	1 On post	1 On shares
1 😲 Wow	1 On post	0 On shares
1 Comments	0 On Post	1 On Shares
1 Shares	1 On Post	0 On Shares

57 Post Clicks

32 Photo views	0 Link clicks	25 Other Clicks 📊
--------------------------	-------------------------	-----------------------------

NEGATIVE FEEDBACK

0 Hide Post **0** Hide All Posts
0 Report as Spam **0** Unlike Page

Wairarapa SADD Group with Nadine Henley and Abigail Murcott.
Published by Holly Hullena [?] · 18 May · 🌐

Look at this beautiful bunch of young people! Most of our crew that attended SADD conference 2017



👍 **Get more likes, comments and shares**
Boost this post for \$28 to reach up to 4,100 people.

557 people reached [Boost post](#)

👍 Wairarapa SADD Group, Lilia Baker, Laura Bradley and 6 others

557 People Reached

25 Reactions, comments & shares

20 Like	9 On post	11 On shares
1 Love	0 On post	1 On shares
3 Comments	0 On Post	3 On Shares
1 Shares	1 On Post	0 On Shares

103 Post Clicks

69 Photo views	0 Link clicks	34 Other Clicks
--------------------------	-------------------------	---------------------------

NEGATIVE FEEDBACK

0 Hide Post	1 Hide All Posts
0 Report as Spam	0 Unlike Page

Wairarapa SADD Group
Published by Holly Hullena [?] · 19 June at 14:24 · 🌐

Awesome kaupapa - check this event out. All student led and for a great cause. Please share and pass this on so there is a great turn out!



👍 **Get more likes, comments and shares**
Boost this post for \$28 to reach up to 4,100 people.

635 people reached [Boost post](#)

👍 Jess Graham, Rebecca Kent and 3 others 1 Comment

635 People Reached

17 Likes, Comments & Shares

11 Likes	5 On Post	6 On Shares
2 Comments	2 On Post	0 On Shares
4 Shares	0 On Post	4 On Shares

31 Post Clicks

13 Photo views	0 Link clicks	18 Other Clicks
--------------------------	-------------------------	---------------------------

NEGATIVE FEEDBACK

0 Hide Post	0 Hide All Posts
0 Report as Spam	0 Unlike Page

Forecasting for 2017/2018:

As we can see from above, digital advertising is one of the most successful elements in our reach with young people. Whilst it is not the only element required to stay in young drivers minds, the push needs to be in this direction with some funding spent on boosting pages and getting into the personal pages of students to become top of mind.

One of the limitations we have to utilising this resource better is that the WRSC has no credit card to pay for this. Having to use personal funds to push campaigns in not ideal and hard to balance back to the SADD budget (attached). A successful promotion may only require a \$1 a day to promote. If \$30 was set aside for each month and trialled on a quarter of a years promotion, we would see larger numbers attracted to our page. Having the SADD page adjacent to the website allows students to access the site without logging out of their 'lifeline' which is social media.